

ACC2 DECODER CONTROLLER

Next-Generation Commercial Controller

Hunter®



Powerful.
Intelligent.
Flexible.
Connected.

ACC2 Decoder

Powerful. Intelligent. Flexible. Connected.

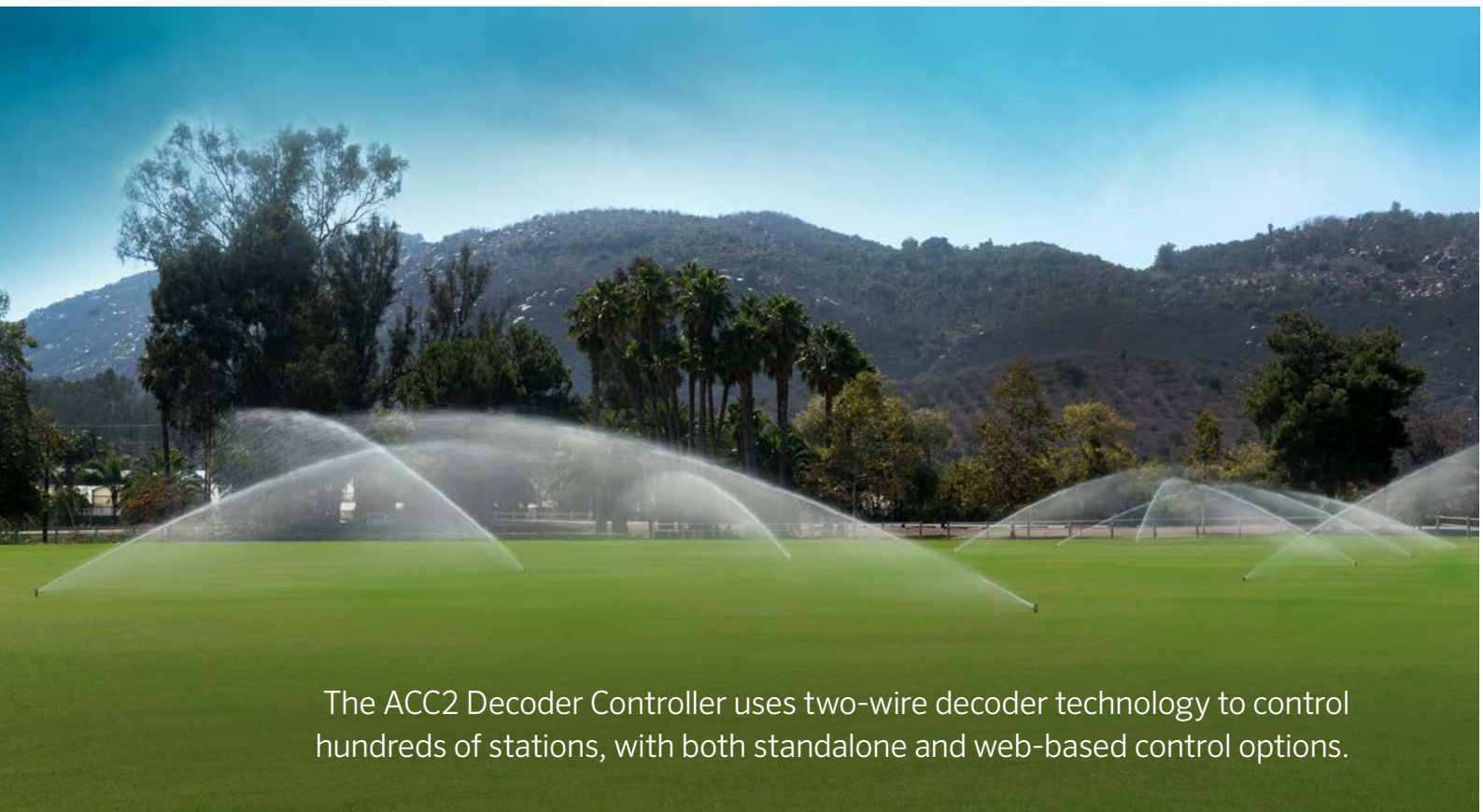
Hunter's next-generation ACC2 Decoder Controller provides powerful irrigation management and monitoring capabilities for complex commercial projects.

The ACC2 Decoder Controller is specifically designed to manage Hunter ICD Decoders on large projects, and it's expandable to 225 stations. The controller offers extreme flexibility, with 32 independent programs, 10 start times, and a variety of overlapping, stacking, and management configurations.

The powerful Flow Manager takes full advantage of sophisticated irrigation designs, watering as much as possible in the shortest amount of time — up to 30 simultaneous solenoids (20 per output module).

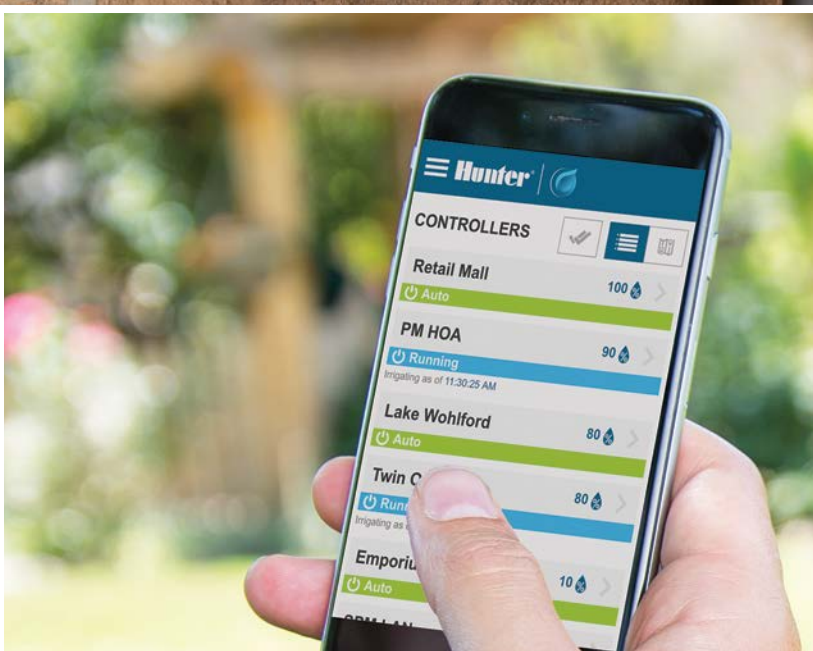

The all-new design features a full-colour, backlit LCD display in a reversible facepack that operates all functions in either position, making field service a breeze. Finally, advanced features such as Flow Monitoring deliver fast diagnostics of abnormal flow conditions and accurate histories for up to six flow zones.

Now available with a variety of communication options for the cloud-based Centralus™ Irrigation Management Platform, the ACC2 Decoder Controller is truly second to none.



The ACC2 Decoder Controller uses two-wire decoder technology to control hundreds of stations, with both standalone and web-based control options.

The reversible, language-selectable facepack has a full-colour, easy-to-read backlit display. The facepack is fully operational in either position, allowing for programming and diagnostics while facing the modules and wiring.



ACC2 Specifications

Robust functionality allows for maximum design flexibility and easy installation.

Features and Benefits

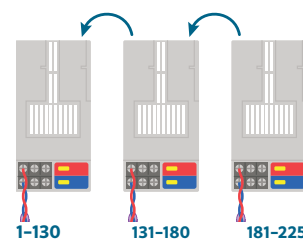
- Number of stations: 75 to 225
- Type: Modular decoder
- Enclosure: Outdoor metal, stainless steel, plastic wall mount, and plastic pedestal
- Full-colour, high-resolution backlit display (reversible)
- Independent programs: 32
- Start times per program: 10
- Station run times: 15 seconds to 12 hours
- Optional Block Programming for up to 64 groups of up to eight stations
- Up to 30 simultaneous solenoids (20 per output module)
- Optional Wi-Fi interface
- Real-time flow monitoring (up to six flow meters and flow zones)
- Up to six Pump/Master Valve outputs, normally open or normally closed
- Flow management (runs flow zones to specified capacity)
- Monthly flow budgeting
- Built-in Solar Sync™ logic/Solar Sync Delay feature
- SD card updates and log storage
- 12 selectable languages
- SCADA/automation compatible with BACnet, Modbus, and other protocols via Hunter FS-3000 and FS-1000 Field Servers

Electrical Specifications

- Transformer input: 120/230 VAC, 50/60 Hz
- Max AC current draw: 120 VAC, 2 A/230 VAC, 1 A
- Transformer output: 24 VAC, ~3 A
- P/MV outputs (24 VAC): up to six; three dedicated outputs (0.8 mA) or optional assignment to decoders
- Simultaneous solenoid operation: up to 30 (20 per output module)
- Sensor inputs: three Klik, one Solar Sync, and six flow sensor

Advanced Features

- Operates all Hunter ICD Decoders
- Three two-wire paths per output module
 - Up to 3 km on 2 mm² wire
 - Up to 4.5 km on 3.3 mm² wire
- Replaceable automotive fuses included in each output module
- P/MV and flow sensor assignments either locally or via two-wire path
- Decoder inventory and update via two-wire path
- Decoder/solenoid finder
- Wire Test Mode for field diagnostics
- Compatible with wireless ICD-HP Programmer
- Conditional Response programming allows program or station activation on sensor input
- Compatible with Centralus web-based control systems



Each A2C-D75 Output Module enables 75 stations and allows up to three two-wire paths to the field. You can easily connect more than 75 stations to a single wire path by assigning stations from one module to another.

Approvals

- CE, UL, cUL, RCM, FCC
- Enclosure ratings:
 - Steel: IP55
 - Plastic wall mount: IP55
 - Plastic pedestal: IP24



Smart WaterMark

Recognised as a responsible water-saving tool when used with a Solar Sync Sensor



METAL WALL MOUNT	
Height	40 cm
Width	40 cm
Depth	18 cm

PLASTIC WALL MOUNT	
Height	43 cm
Width	43 cm
Depth	18 cm

METAL PEDESTAL	
Height	94 cm
Width	39 cm
Depth	13 cm

PLASTIC PEDESTAL	
Height	100 cm
Width	60 cm
Depth	43 cm

Model	Description
A2C-75D-M	75-station grey steel wall mount, outdoor
A2C-75D-SS	75-station stainless steel wall mount, outdoor

Model	Description
A2C-75D-P	75-station plastic wall mount, outdoor

Model	Description
ACC-PED	Grey metal pedestal, for use with ACC2
PED-SS	Stainless steel pedestal, for use with ACC2

Model	Description
A2C-75D-PP	75-station plastic pedestal

Each A2C-D75 Output Module adds 75 stations and features colour coding and surge protection.

The ACC2 Decoder is designed for operation with the field-proven, ultra-reliable ICD Decoder family.

ICD-HP Programmer includes a range of patented wireless programming and diagnostic features, perfectly complemented by the Universal Decoder Stake.



EXPANSION MODULES	
Model	Description
A2C-D75	75-station decoder expansion module
A2C-F3	3-input flow meter expansion module

ICD DECODERS	
Model	Description
ICD-100	Single-station ICD Decoder
ICD-200	Two-station ICD Decoder
ICD-400	Four-station ICD Decoder
ICD-600	Six-station ICD Decoder
ICD-SEN	Two-input ICD Sensor Decoder, for Klik or Flow inputs

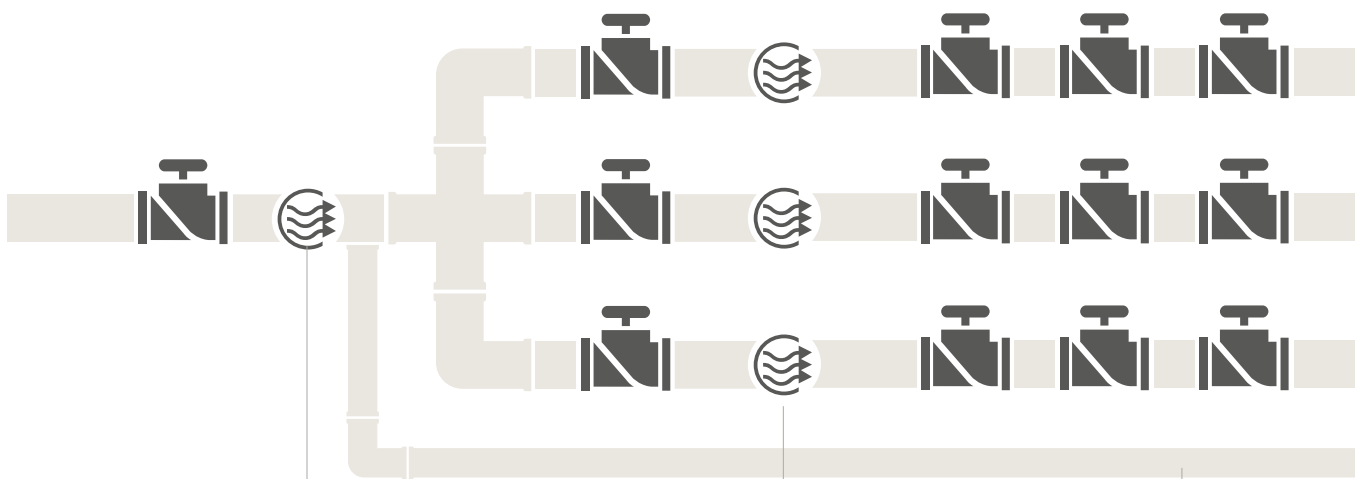
ACCESSORIES	
Model	Description
ICD-HP	Wireless handheld decoder programmer
DECSTAKE10	Universal decoder stakes (10 per carton), zip ties included

FLOW Management

Multiple stations. Safe flow targets.

The ACC2 Decoder Controller offers a suite of flow management features for up to six separate flow zones, including flow scheduling and real-time flow monitoring for the ultimate in system protection. Water source monitoring allows for a new and separate level of security above the flow zone level, including mainline protection and monthly budgeting.

- Includes three flow inputs and three P/MV outputs, both expandable to six
- Full normally open and normally closed P/MV support
- Flow scheduling in up to six flow zones (automatically operates stations to user's programmable flow target)
- Real-time flow monitoring of up to six flow zones
- Max flow, unscheduled flow alarms and allowances for manual watering
- Flow budgeting for monthly usage limits
- MainSafe™ Technology master water source programming protects long mainline runs
- Expanded range of compatible flow sensors



One MainSafe sensor and normally open master valve monitors the entire water source, including total monthly usage.

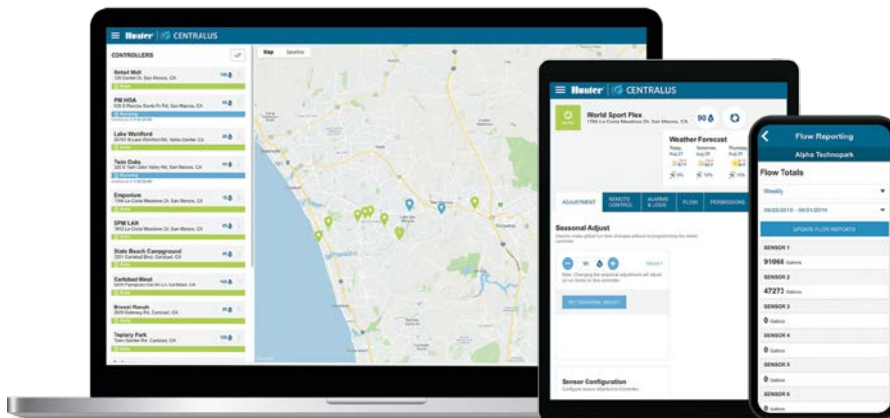
Three separate Flow Zones schedule stations using safe, optimal target flow rates for the specific diameter of mainline pipe.

One manual irrigation line provides always-on irrigation on demand, but is still monitored by the upstream MainSafe master.

CLOUD *Management* with the Centralus Platform

Keep track of irrigation on the go! Add web-based central and mobile control to ACC2 Controllers with simple plug-in communication modules.

- Clean, simple web application with screens that fit any smart device (desktop, phone, tablet)
- Instant map-based overviews of all controller statuses
- Browser-based remote control for all ACC2 functions
- Remote adjustment, system on/off commands, or timed shutdowns
- Solar Sync Sensor integration for automatic, climate-adjusted water savings
- Proactive forecast adjustments for additional water savings
- View real-time flow by sensor and flow total reporting by day, week, month, or year
- Text notifications of controller alarms sent to your phone
- Crewmember sharing and management



Learn more.
Visit centralus.hunterindustries.com

ACC2 COMMUNICATION OPTIONS

Model	Description
A2C-WIFI	Wi-Fi communication module for 2.4 GHz wireless connections
A2C-LAN	Ethernet (LAN) communication module for direct RJ-45 network connections
A2C-LEDKT	External status indication light kit
A2C-LTEM*	ACC2 cellular connection module

*(monthly data plan required)



Helping our customers succeed is what drives us. While our passion for innovation and engineering is built into everything we do, it is our commitment to exceptional support that we hope will keep you in the Hunter family of customers for years to come.

A handwritten signature in white ink, appearing to read 'G.R. Hunter', is positioned above the name.

Gregory R. Hunter, CEO of Hunter Industries

A handwritten signature in white ink, appearing to read 'Gene Smith', is positioned above the name.

Gene Smith, President, Landscape Irrigation and Outdoor Lighting

Website hunterindustries.com | **Customer Support** +1-760-752-6037 | **Technical Service** +1-760-591-7383